



Description

Altech's Mammoth Series Low Bay Canopy has a 10-year wrap-around warranty. It is perfectly suited to illuminate low canopy settings.



Applications

Warehouses
Parking Garages

Low Ceilings
Underpasses

Hallways
Tunnels

Details

IP Rating	IP67
Materials	Die Cast Aluminum
Lens	Polycarbonate
L70 Life	150,000 Hours
Warranty	10 Years
CRI	80+
Qualification	UL, DLC 5.0, FCC, CE, RoHS
Chip Man.	Philips

Electrical

Power Factor	0.99
Frequency	50/60 Hz
Max THD	15%
Operating Temp.	-40° F to 130° F -40° C to 54° C
Dimming	0-10V

MODEL/DLC #:	U-LPCN-28-50	U-LPCN-40-50	U-LPCN-60-50	U-LPCN-90-50
Color Temp:	5000K	5000K	5000K	5000K
Input Wattage:	28W	40W	60W	90W
Lumens:	3,584 lm	5,040 lm	7,800 lm	11,880 lm
Equivalent:	100W MH	175W MH	200W MH	250W MH

Ordering Information


Example: U-LPCN-60-50-130-1-1-F-WP(3)-BZ

Item	Wtg	Color Temp.	Lumen Package	Distribution	Input Voltage	Mounting	Options	Finish
U-LPCN	28	30 - 3000K	130 - 130 lm/W*	1 - 120°*	1 - 100-277V*	F - Flush*	MS - Motion Sensor	BZ - Bronze*
	40	40 - 4000K			2 - 480V	P - Pendant Adaptor	EI - Emergency Inverter	BL - Black
	60	50 - 5000K*					(X)P - (X)-Pin Twist-Lock Base	W - White
	90	57 - 5700K					(X = select one: 3,5, or 7)	GR - Gray
							WP(X) - Additional Whip	SP - Other
							(X = specify total length in ft.; 2.67' is standard)	

*Standard

Additional Notes

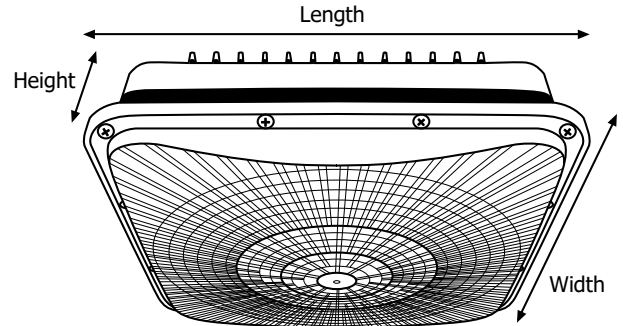
- 4000K and 5000K, 100-277V are stocked locally, check for ETAs
- Step-down dimming motion sensors are for 100-277V models only
- Additional charges apply for items under "Options" column and non-standard colors
- Additional knockout holes available on all 4 sides upon request
- Not all product variations listed on this page are DLC Qualified. To ensure that a specific model is qualified, visit www.designlights.org/search.



Lumen Output

System Watts	CCT	Lumens	lm/W
28	3000K	3,484	124
	4000K	3,556	127
	5000K	3,584	127
	5700K	3,612	129
40	3000K	4,862	122
	4000K	4,960	124
	5000K	5,040	126
	5700K	5,080	127
60	3000K	7,473	125
	4000K	7,680	128
	5000K	7,800	130
	5700K	7,860	131
90	3000K	11,365	126
	4000K	11,700	130
	5000K	11,880	132
	5700K	11,970	133

Fixture Dimensions and Weight



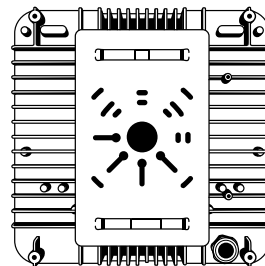
Length	Width	Height	Weight
12 in.	12 in.	3.94 in.	6 lb.
304 mm.	304 mm.	100 mm.	2.7 kg.

Installation

1. Disconnect all power sources (**VERY IMPORTANT**).
2. Mount the back plate onto the ceiling
3. Connect the input and ground wires of the fixture to the power supply. **Brown is live. Blue is neutral. Green/Yellow is ground.**



4. Slide fixture on the mounting plate
5. Tighten screws



Pictured:
LPCN mounting plate

Accessories and Options



Phenix Internal Emergency Inverter (18470X-2) (optional)



Multi-Level Motion Sensor (optional)



3/4" Threaded Pendant Adaptor (optional)

Maintenance

This luminaire is designed to last for years with minimal care. For optimal performance, periodically clean the lens, with a mild, non-abrasive glass cleaner and soft cloth. **DO NOT** use solvents or cleaners containing abrasive agents. When cleaning the luminaire, make sure to have the power turned off and do not spray liquid cleaner directly onto the LED chips, socket, or wiring.