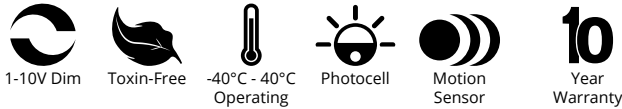


WR3 Wrap Light

Indoor

ATG's Wrap Light is ideal for interior use cases in schools, hospitals, offices, and workshops. This low-profile, high-efficiency light produces luminance equal to conventional lighting that operate at triple the wattage.



Luminaire	iBright Wrap Light	Type
Project		
Product		
Notes		

Features

- Built from durable, light weight aluminum.
- L70 rated at over 100,000 hours
- Best mounted at a range of 8 feet to 12 feet



Order Format

Sample: WR3-4FT-22-40-F

Series	Length	Wattage	CCT	Voltage	Dimming	Lens	Finish Color
WR3=Wrap Light	- 4FT=4 Feet	- 22=22W	- 40=4000K 50=5000K	- Blank=100-277V V=347-480V	- Blank=0-10V Dimming ND=Non-Dimming	F=Frosted C=Clear	Blank=Standard

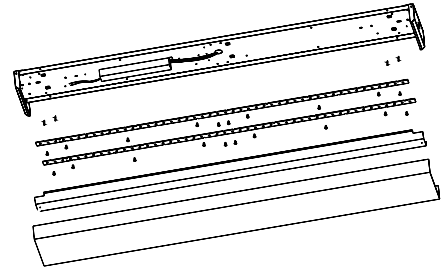
Application

The Wrap Light can be mounted via pendant, suspension cable, or directly on a flat surface.



Construction

ATG's Wrap Light is fitted from durable, lightweight aluminum, and is designed to function from -20C to 50C. Paint is corrosion resistant.



Electrical

The Wrap Light's luminous efficacy is 135 Lm/W. The fixture watt- age is 22W and rated for use at 100-277VAC. L70 is rated at over 100,000 hours.

Optics

The Wrap Light features an excellent CRI of 80+, with a diffuse, acrylic lens. CCT is available in 3500K, 4000K, and 5000K.

Certifications

- DLC Premium Listed
- UL listed
- CE
- Title 24
- RoHS

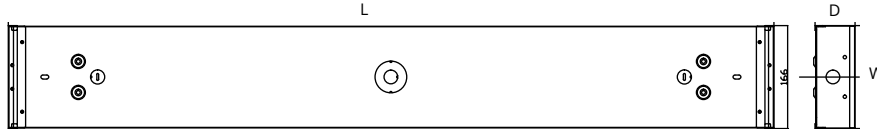
Input Voltage (VAC)	120-277
CRI	80+
CCT(K)	4000, 5000
PF	>.9
THD	<20%
L70 (Hours)	100,000+
Color	White
Housing	Extruded and Sheet Aluminum
Lens Type	Frosted
Temperature Range	-40°C to 40°C
Warranty	10 Years

Lumen Data

Wattage (W)	Length	4K		5K	
		Efficacy (Lm/W)	Lumens (Lm)	Efficacy (Lm/W)	Lumens (Lm)
22W	4FT	135	2,970	136	2,992

Dimensions

22W



Part No.	Length (L)	Width(W)	Depth (D)
WR3-4FT	49.8	5.08	3.46

Recorded in inches

Features

Concealed Outlet Box

